

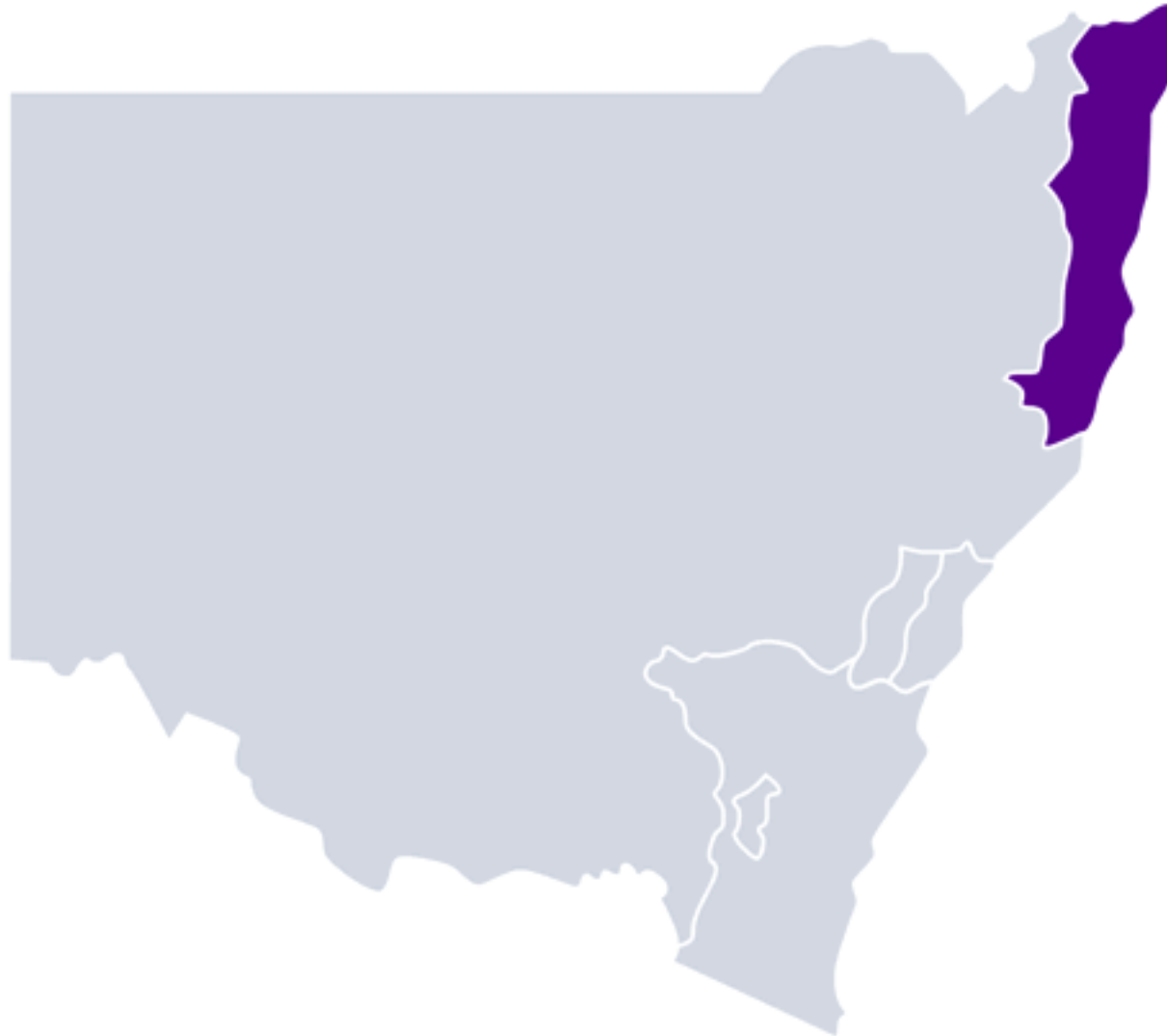
Constructing Collaboration



Northern Rivers NSW



Bundjalung Nation











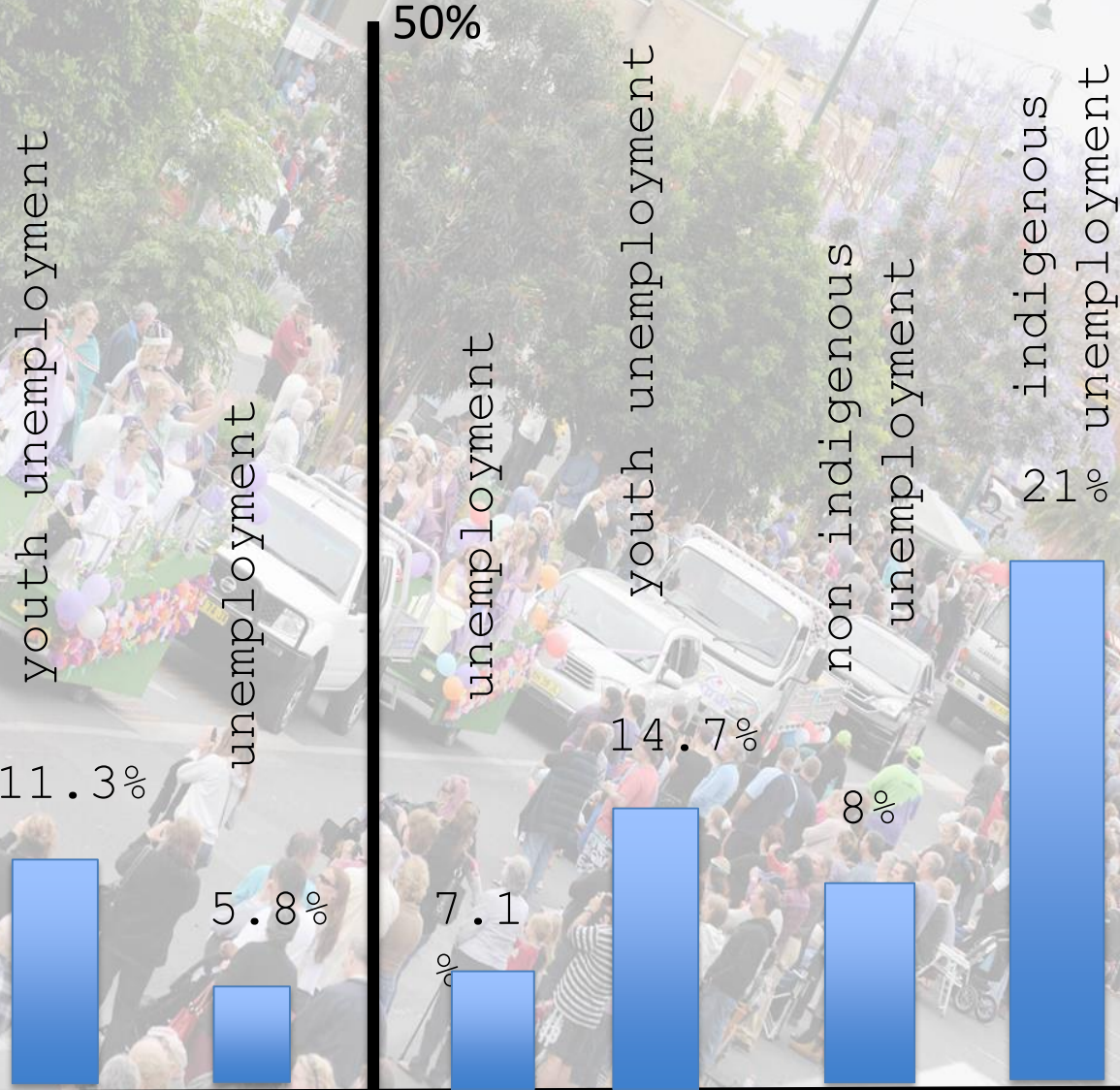






Population 277,284

4% WAP indigenous

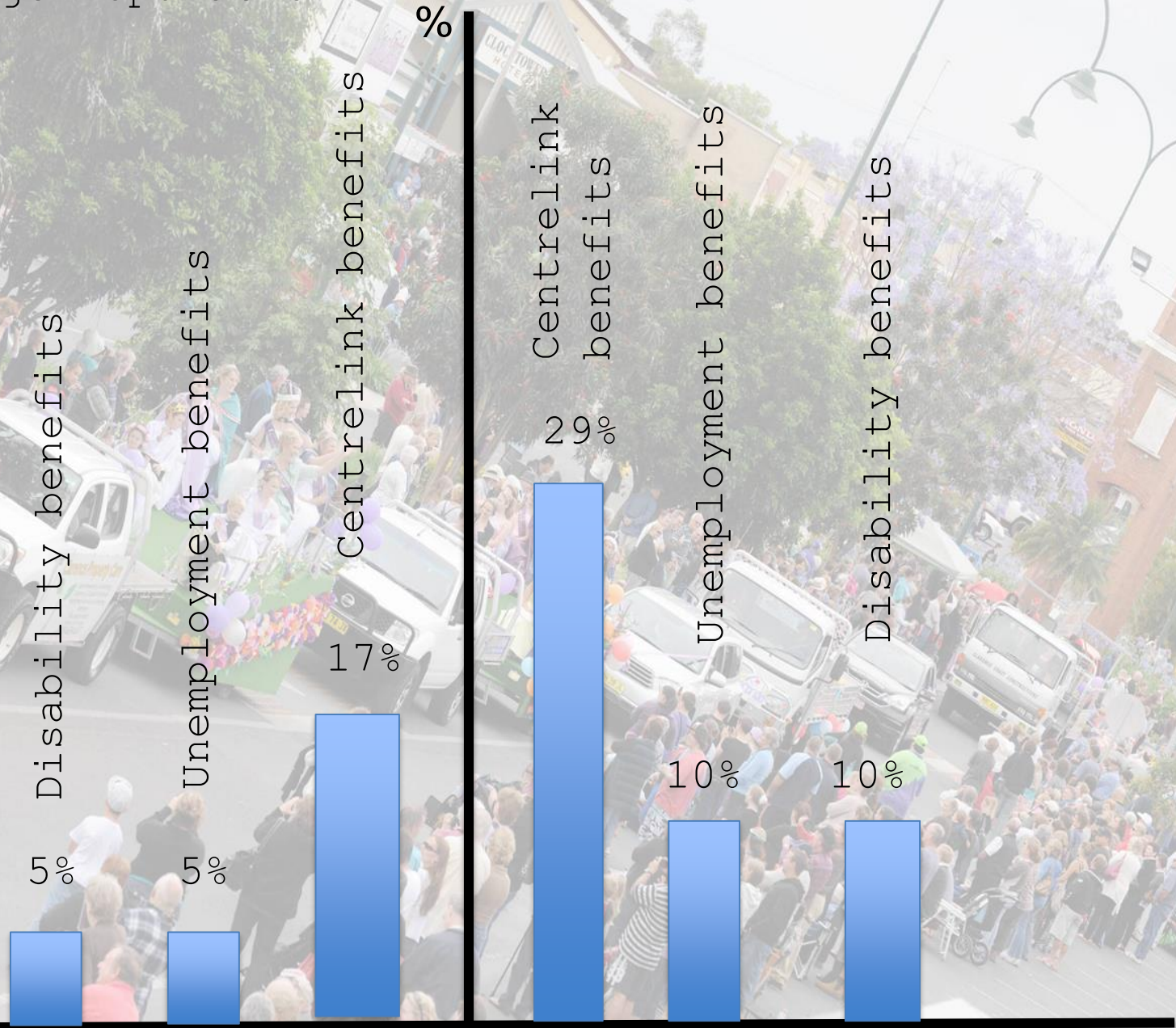


Australia

Northern Rivers

ABS 2011

Working Age Population



NSW

Northern Rivers

ABS 2011

postcodes

2485

2470

2466

2469

2476

2471



O rganisation

E conomic

C ooperation

D evelopment

21/29

employment

26/27

living in

poverty



Challenges



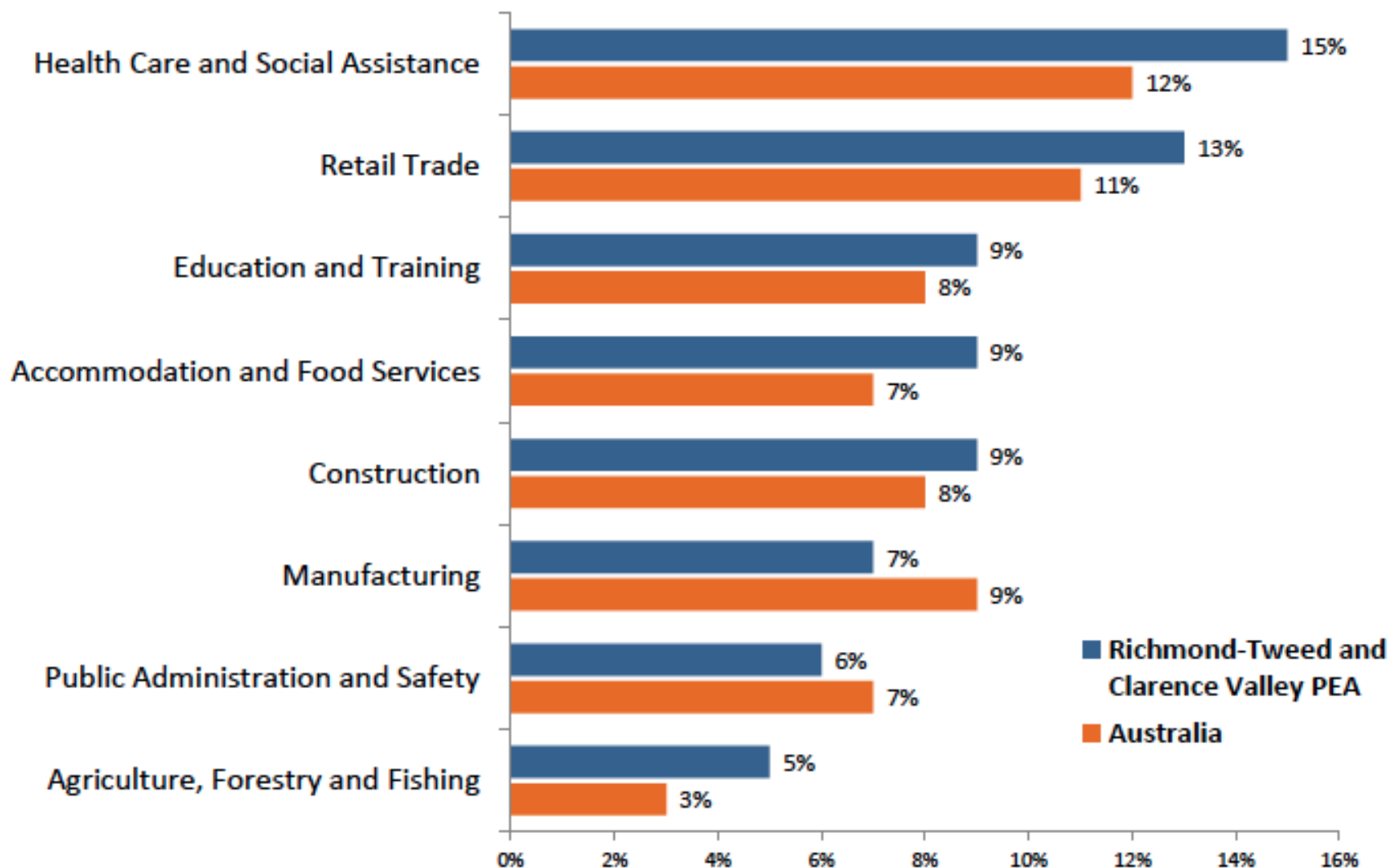
employer attitudes



lack of opportunity



In what industries do locals work?



Source: ABS, Census of Population and Housing, 2011

Educational Attainment

Persons aged 25-34 years

Region	Completed Year 12		Highest Non-School Qualification Attained	
	2011	Change since 2006	Advanced Diploma, Diploma or Certificate III & IV Level	Bachelor Degree or Higher
<i>Ballina</i>	64%	4% pts	37%	24%
Byron	72%	5% pts	34%	26%
Clarence Valley	50%	6% pts	36%	13%
Coffs Harbour	60%	6% pts	36%	21%
Kyogle	54%	8% pts	35%	17%
Lismore	60%	3% pts	34%	22%
Richmond Valley	45%	2% pts	35%	11%
Tweed	61%	7% pts	38%	20%
Richmond-Tweed and Clarence Valley PEA	58%	5% pts	36%	19%
New South Wales	75%	5% pts	29%	37%
Australia	75%	6% pts	30%	35%

Source: ABS, Census of Population and Housing, 2011



limited transport options

competition policy
& constant change



disincentives to
employment



Disability Employment
Brokerage Project

National Disability
Employment Project

PROJECTS

TAFE &
TTW

DES &
TTW

TAFE &
DES & AAC

ADEs &
schools

DES &
schools

PARTNERSHIPS

schools &
TAFE

workshops

INCLUSIVE

conferences

school leaver expos

regular meetings

INTERAGENCY

EDUCATION TRAINING & EMPLOYMENT



Outcomes 2013 - 2014



60 jobs National Disability Employment
Projects

200 Trainees & Apprentices with a disability
attending TAFE

188 school students with a disability attending
TAFE VET courses

Far North Coast Disability Interagency
Education Training & Employment
DIETE





<http://goo.gl/0KnIEy>